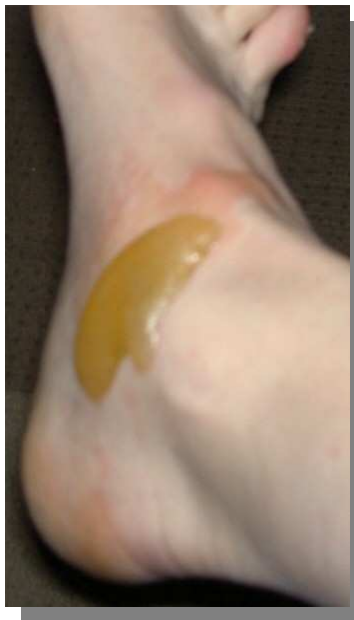
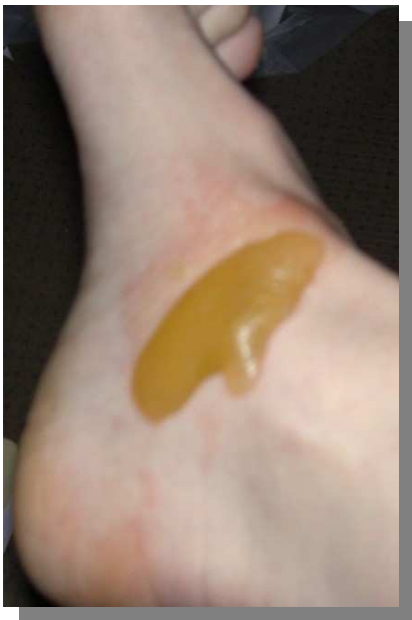


I “accidentally” poured 5 gallons of boiling water down my leg and into my shoe while pouring the water into a larger container. The scalding, burn area covered a major portion of my foot. You can see the size of the blister. The red areas were burned and did not blister.

I have been using Manuka Honey since 1999. I had been told that Manuka Honey was so effective for burns. So... I decided my foot was a real opportunity to discover if what I had been told was a folk lore or reality.

I will let the pictures tell the story...



Day 1... The blistering had taken place. My employees were telling me I was crazy to not going to the emergency room for treatment. There was no way honey would keep it from getting infected and become worse!



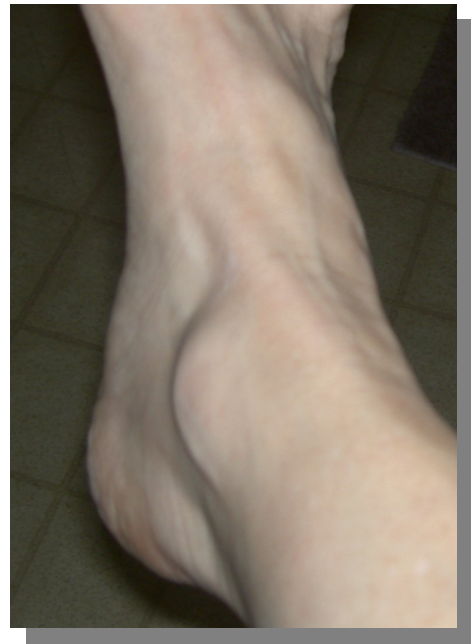
Day 3... I applied a thick layer of Manuka Honey 3x's a day. You can see the weeping from the blister having burst. My foot was extremely painful. I could feel the manuka getting deep into the tissue.



Day 7... Yep... My foot hurt like the pictures show! I did not want those who told me I was making a mistake by not getting medical help know I was worried! I believed Manuka Honey would work and I kept plodding on. There was extreme deep tissue itchiness. I kept believing.... I knew I would never wear sexy sandals again!



Day 14.... Well... My foot was still attached to my ankle after 2 weeks! Will my foot ever be normal? Did I make a mistake not going to a doctor and seek medical treatment? Will I continue to be a believer in Manuka Honey...? Hmmmmmmm.....



So what do you think? Did the Manuka Honey work? I applied Manuka Honey 3x's/day for 30 days. I applied a dressing to not get the honey on my clothes, etc. That is all I did... I did not seek medical attention. I did add emu oil to the honey after 2 weeks to carry it deeper into the tissue. Are you a believer? Since this burn, I have used the honey on a severely cut left ring finger. Had I gone to the emergency room, I would have received 10+ stitches. I immediately applied Manuka Honey. 24 hours later, the skin flap attached itself. 48 hours... the cut was "sealed". Today... a barely noticeable angular scar going from the upper left of my nail bed to below my knuckle. Honey applied 3 x's/day for 2 weeks.

